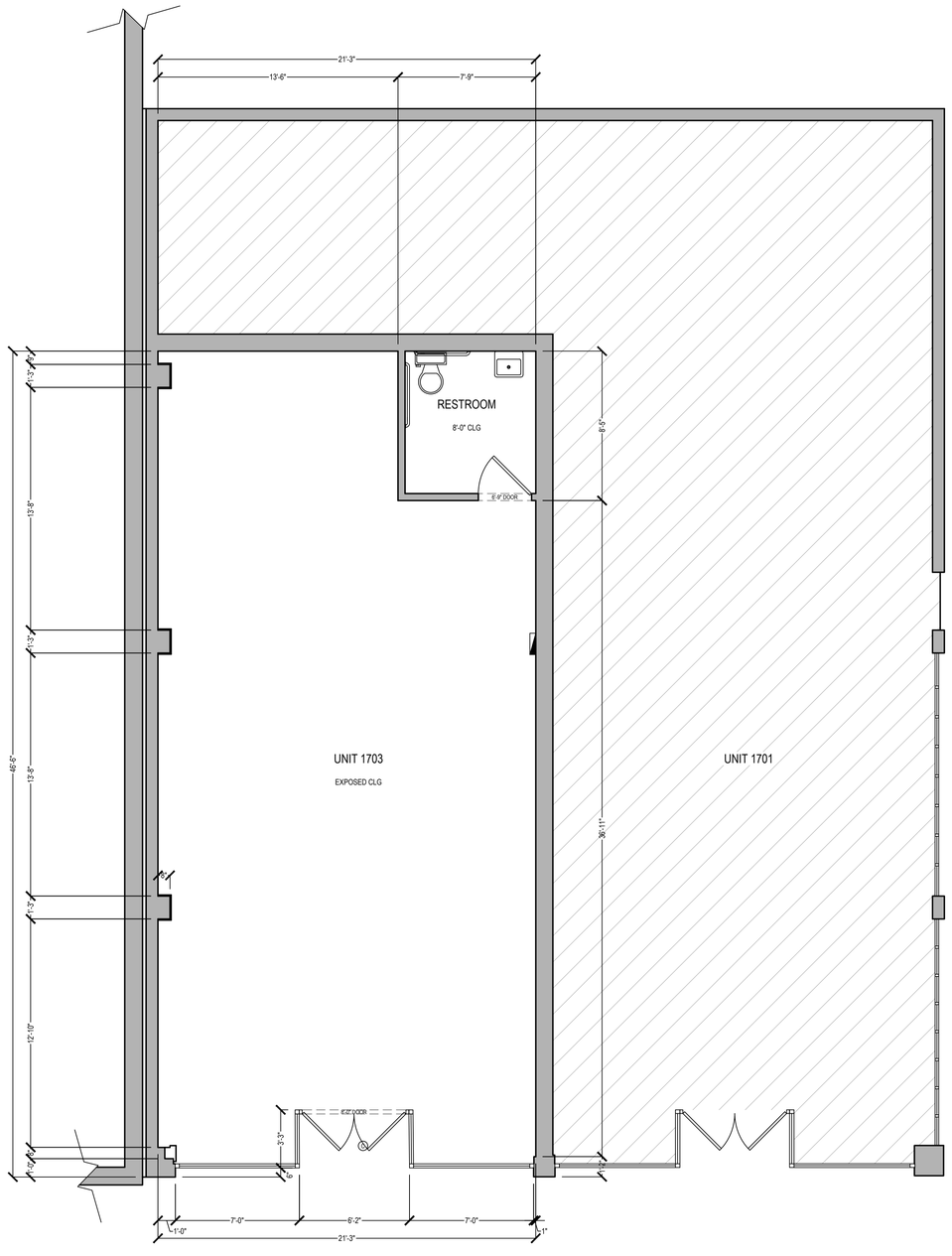

DRAWING LEGEND:

COUNTER

UPPER CABINET

FULL HEIGHT CABINET

CLG = CEILING HEIGHT

MOSAIQ
EXPLORE THE BUILT ENVIRONMENT

2372 MORSE AVE | STE 304
IRVINE, CA 92614
T: 818-613-1215
W: MOSAIQUS.COM

REVISIONS

1 -

PREPARED FOR

ARCHITECT

PROJECT NAME

SUNSET

PROJECT ADDRESS

123 MAIN ST
ANYTOWN, USA

PROJECT APN#

#######

All plans created by Mosaiq LLC "Mosaiq" are made exclusively for design reference only (Cal. Bus. & Prof. Code §5731). All site plans created by Mosaiq do not involve the determination of any property line, and as such do not constitute land surveying (Cal. Bus. & Prof. Code §§8726-8727). In addition, Mosaiq services and plans do not constitute civil engineering (Cal. Bus. & Prof. Code §6701). Mosaiq plans may not be used for any studies or activities defined as civil engineering (Cal. Bus. & Prof. Code §6731). All floor plans created by Mosaiq are intended to be used as a reference for design and construction and should not be considered a substitute for the services of a licensed structural engineer or licensed architect. Mosaiq makes every reasonable effort to ensure the accuracy of the information found in our plans. However, every As-Built plan should be verified in the field by the owner, builder, GC, engineer, architect, contractor, designer or other licensed professional, as a consultant to the property owner, to determine the suitability of the As-Built plans prior to construction. Measurements should be field confirmed before commencing construction. In the event that an error is found on a plan, Mosaiq's liability is limited to the amount of the fee paid to Mosaiq.

SCALE

1/4" = 1'-0"

PROJECT

m2608-19

APPROVED BY

TC

DATE

2026-08-31

DRAWING TYPE

FLOOR PLAN

SHEET

1 of 3

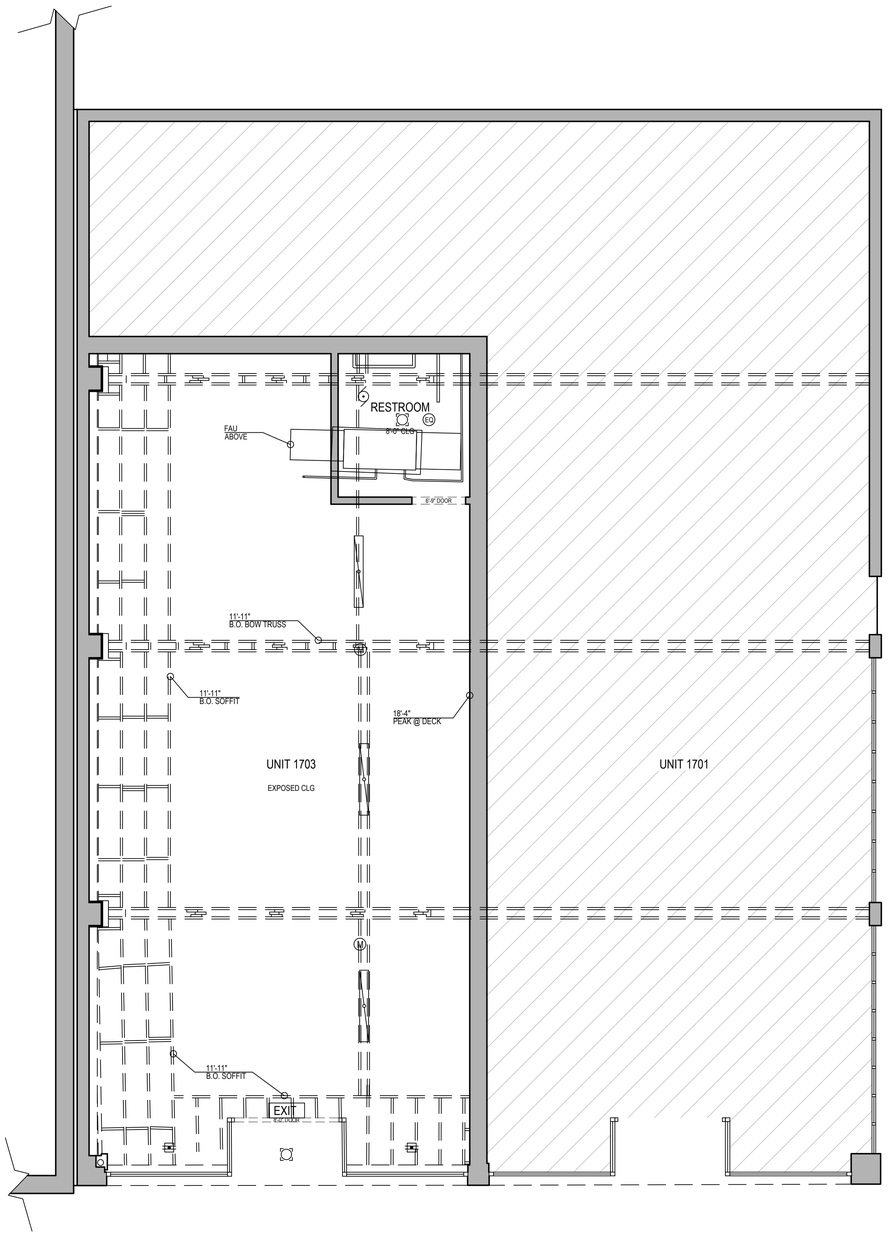

DRAWING LEGEND:

- SOFFIT
- = CABLE JACK
- = CEILING FAN
- = WALL MOUNTED FIXTURE
- = CEILING-MOUNTED FIXTURE
- = RECESSED FIXTURE
- = HANGING FIXTURE
- = EXHAUST FAN
- = FLUORESCENT LIGHT
- = CEILING ELECTRICAL OUTLET
- = SMOKE DETECTOR
- = CO2 DETECTOR

MOSAIQ
EXPLORE THE BUILT ENVIRONMENT

2372 MORSE AVE | STE 304
IRVINE, CA 92614
T: 818-613-1215
W: MOSAIQUS.COM

REVISIONS

1 -

PREPARED FOR

ARCHITECT

PROJECT NAME

SUNSET

PROJECT ADDRESS

123 MAIN ST
ANYTOWN, USA

PROJECT APN#

######

All plans created by Mosaiq LLC "Mosaiq" are made exclusively for design reference only (Cal. Bus. & Prof. Code §5727). All site plans created by Mosaiq do not involve the determination of any property line, and as such do not constitute land surveying (Cal. Bus. & Prof. Code §§5726-5733.1). Mosaiq does not perform any services that constitute civil engineering (Cal. Bus. & Prof. Code §§6703-6704), and thus should not be used for any studies or activities defined as civil engineering (Cal. Bus. & Prof. Code §6731). All floor plans created by Mosaiq are intended to be used as a reference for design and construction and should not be considered a substitute for the services of a licensed structural engineer or licensed architect. Mosaiq makes every reasonable effort to ensure that its drawings are accurate and complete, however, no guarantee is made that a drawing inherently contains errors to some degree. It is the duty of the architect, contractor, designer or other licensed professional, as a consultant to the property owner, to determine the suitability of the As-Built plans prior to construction. Measurements should be field confirmed before commencing construction; in the event that an error is found on a plan, Mosaiq's liability is limited to the amount of the fee paid to Mosaiq.

SCALE

¼" = 1'-0"

PROJECT

m2608-19

APPROVED BY

TC

DATE

2026-08-31

DRAWING TYPE

REFLECTED CEILING PLAN

SHEET

2 of 3

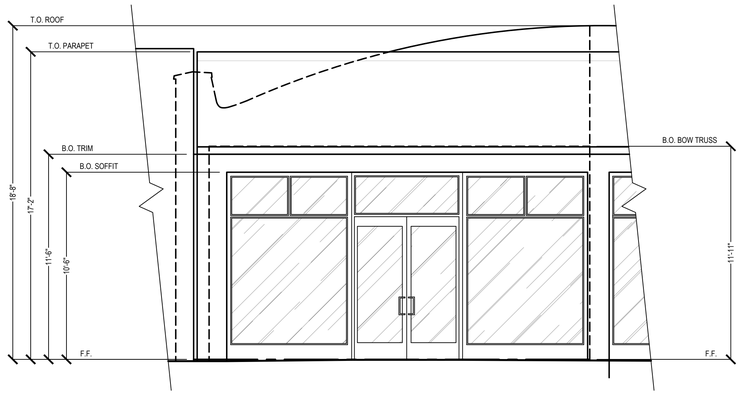

A SOUTH (FRONT) ELEVATION

MOSAIQ
EXPLORE THE BUILT ENVIRONMENT

2372 MORSE AVE | STE 304
IRVINE, CA 92614
T: 818-613-1215
W: MOSAIQUS.COM

REVISIONS

1 -

PREPARED FOR

ARCHITECT

PROJECT NAME

SUNSET

PROJECT ADDRESS

123 MAIN ST
ANYTOWN, USA

PROJECT APN#

######

All plans created by Mosaiq LLC "Mosaiq" are made exclusively for design reference only (Cal. Bus. & Prof. Code §5727). All site plans created by Mosaiq do not involve the determination of any property line, and as such do not constitute land surveying (Cal. Bus. & Prof. Code §§5726-5727). In addition, Mosaiq services and plans do not constitute civil engineering (Cal. Bus. & Prof. Code §§5732-5734), and this should not be used for any studies or activities defined as civil engineering (Cal. Bus. & Prof. Code §5731). All floor plans created by Mosaiq are intended to be used as a reference for design and construction and should not be considered a substitute for the services of a licensed structural engineer or licensed architect. Mosaiq makes every reasonable effort to ensure the accuracy of the information found in our plans. However, every As-Built drawing inherently contains errors to some degree. It is the duty of the architect, contractor, designer or other licensed professional, as a consultant to the property owner, to determine the suitability of the As-Built plans prior to construction. Measurements should be field confirmed before commencing construction. In the event that an error is found on a plan, Mosaiq's liability is limited to the amount of the fee paid to Mosaiq.

SCALE
¼" = 1'-0"

PROJECT
m2608-19

APPROVED BY
TC

DATE
2026-08-31

DRAWING TYPE
EXTERIOR ELEVATIONS

SHEET
3 of 3